














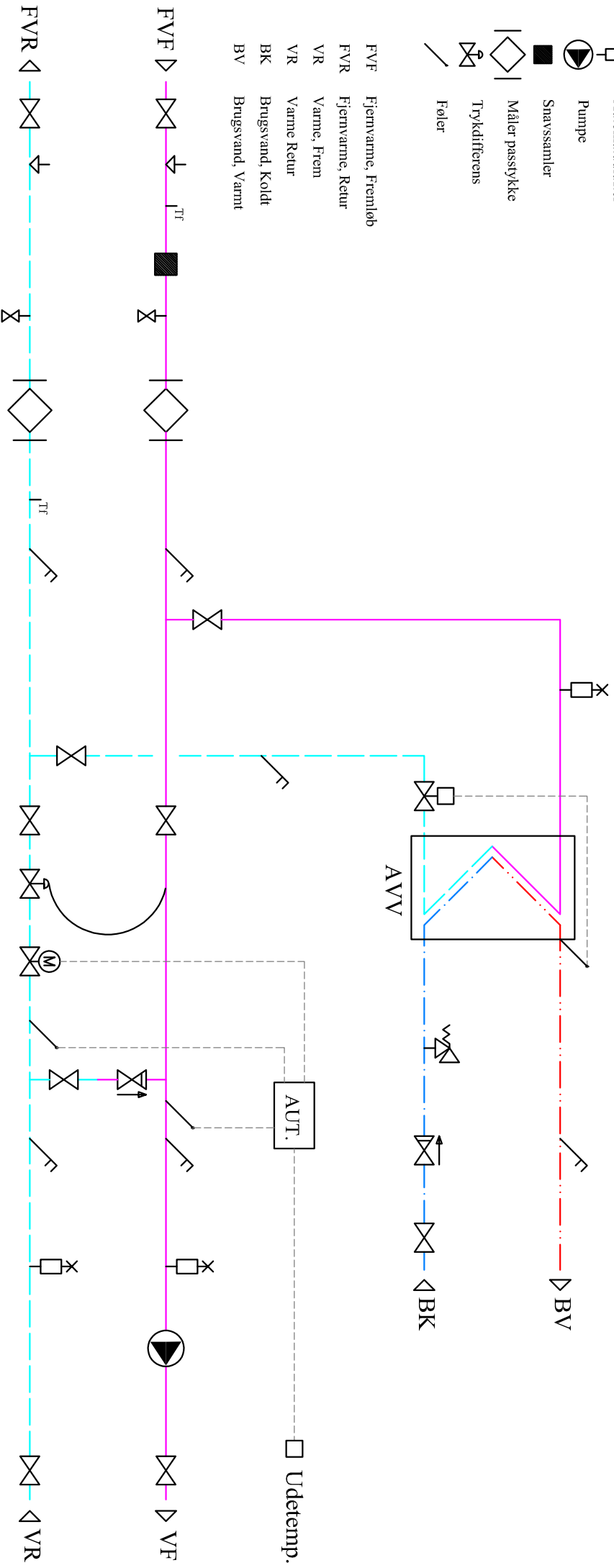


SIGNATURER:

-  Absperringsventil
-  Aftap
-  Kontraventil
-  2 vejs motorventil
-  Ventil til brugsvandsregulering
-  Trykudtag
-  Tuds for tilslutning af føler til måler
-  Sikkerhedsventil
-  Skiveventrometer
-  Automatudlifter
-  Pumpe
-  Snavsamler
-  Måler passykke
-  Trykdifferens
-  Føler

- FVF Fjernvarme, Fremløb
- FVR Fjernvarme, Retur
- VR Varme, Frem
- VR Varme Retur
- BK Brugsvand, Koldt
- BV Brugsvand, Varmt



Bilag 3. Princip for direkte anlæg, enfamiliehuse